

PlanetOptim.Future

The Backbone for
your Route Development

A member of
AIRSOURCE PARTNERS
Aviation Expertise Marketplace 



26 customers use Milanamos' PlanetOptim.Future to design their network, identify & conquer new markets in a highly volatile environment where competition is fierce





FORECAST

FUTURE DEMAND

BENCHMARK

WITH 25 KPIs

QSI

MODELING

SCHEDULE

YOUR NEW ROUTES

OPTIMIZE

YOUR CONNECTIONS



PlanetOptim.Future is the only solution in the marketplace providing airlines with an end-to-end route planning system!

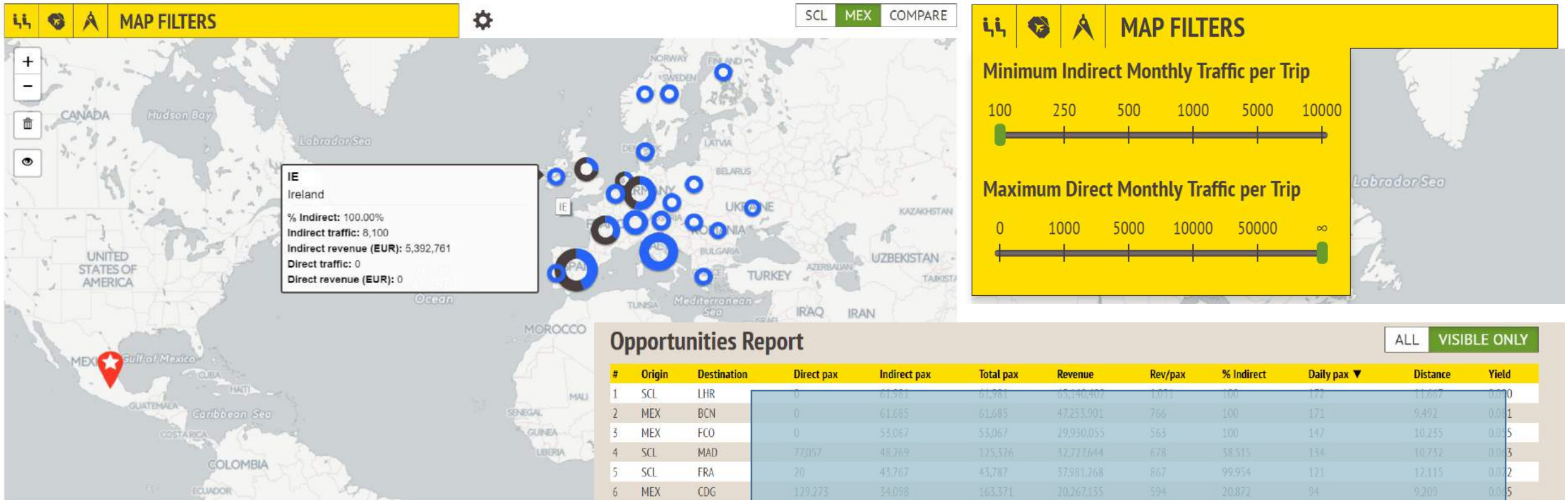


MILANAMOS DOES THE MATH
IN COOPERATION WITH EUROPEAN UNIVERSITIES AND
TRANSPORTATION RESEARCH INSTITUTES

MILANAMOS MAKES IT EASY
WITH FRIENDLY USER INTERFACES AND READY TO USE TABLES,
CHARTS, MAPS, ETC

MILANAMOS INVESTS
AND IT IS VISIBLE: EVERY TWO MONTH, WE HAVE NEW
ENHANCEMENTS SINCE 2013

Quickly Evaluate New Market Opportunities



IE
Ireland
% Indirect: 100.00%
Indirect traffic: 8,100
Indirect revenue (EUR): 5,392,761
Direct traffic: 0
Direct revenue (EUR): 0

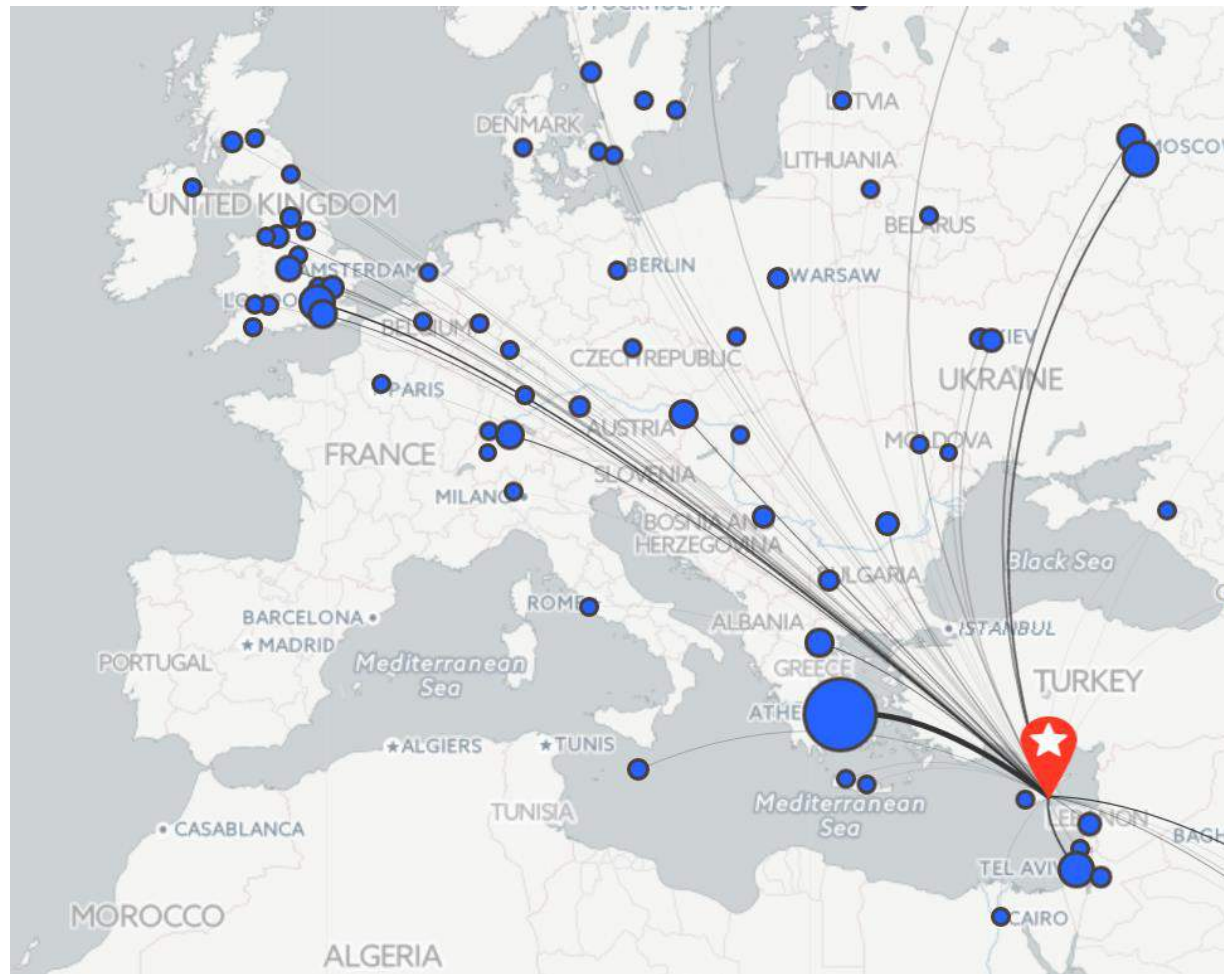
Opportunities Report

ALL **VISIBLE ONLY**

#	Origin	Destination	Direct pax	Indirect pax	Total pax	Revenue	Rev/pax	% Indirect	Daily pax ▼	Distance	Yield
1	SCL	LHR	0	61,981	61,981	65,140,402	1,051	100	172	11,667	0.00
2	MEX	BCN	0	61,685	61,685	47,253,901	766	100	171	9,492	0.01
3	MEX	FCO	0	53,067	53,067	29,950,055	563	100	147	10,235	0.01
4	SCL	MAD	77,057	48,269	125,326	32,727,644	678	38.515	134	10,752	0.03
5	SCL	FRA	20	43,767	43,787	37,981,268	867	99.954	121	12,115	0.02
6	MEX	CDG	129,273	34,098	163,371	20,267,135	594	20.872	94	9,209	0.05
7	SCL	AMS	0	23,329	23,329	9,453,743	405	100	64	12,017	0.04
8	SCL	ARN	0	22,187	22,187	12,078,365	544	100	61	15,107	0.02
9	MEX	ZRH	0	20,919	20,919	23,295,975	1,113	100	58	9,687	0.15
10	MEX	GVA	0	19,810	19,810	24,177,782	1,220	100	55	9,575	0.17
11	MEX	TXL	0	19,523	19,523	14,530,540	744	100	54	9,725	0.07
12	MEX	VIE	0	17,541	17,541	12,376,950	714	100	48	10,177	0.00
13	MEX	VCE	0	16,692	16,692	10,964,815	657	100	46	10,045	0.04
14	MEX	LIN	0	16,372	16,372	12,719,748	770	100	46	9,855	0.07

Sample Data

Optimize Your Connections to/from any Airport Worldwide and Carriers



ARRIVALS		DEPARTURES	
00:00	VIE SKG OTP BRS BHX ATH	00:00	ARN GOT (2) HEL TLV
01:00	SKG	01:00	BHX BRS
02:00	WAW FCO	02:00	
03:00		03:00	OTP WAW
04:00	RIX LHR HER BEG	04:00	BEG FCO
05:00		05:00	ATH KBP RIX
06:00		06:00	ATH VIE
07:00		07:00	ATH (2) CHQ LTN SKG TLV
08:00		08:00	CHQ (2) SKG
09:00	VNO OTP KRR	09:00	KRR OTP PRG VNO
10:00	TLL SVX PRG KRR	10:00	ATH BEG DME KRR TLL TLV
11:00	RH (2) TLV (2) SVX MUC IEV (2) DME (2) BEG ATH (2) AMM	11:00	AMM DME (2) HFA (2) IEV (2) STN STR SVX TLV ZRH (4)
12:00	Q MMX HEL DXB (2) DOH DME CPH BRN ATH (2) AMS	12:00	AMS ATH BEY BRN DME HEL MLA MSQ MUC SKG
13:00	V LED HEL GOT (3) CPH CHQ (2) BLL BAH AUH ARN	13:00	ARN ATH AUH BAH BLL CDG CPH (2) GOT (2) HER
14:00	LGW LED KUT KBP HFA DME CWL BRS BHX ARN	14:00	ARN BHX BRS CWL DME DOH HER KBP KUT LED
15:00	VIE (2) TLV (2) SVO MUC LTN LHR LGW FRA	15:00	HFA LGW LHR LTN MUC RHO SVO TLV (3) VIE
16:00	MAN (2) LGW HFA EMA (2) DSA DME (2) BSL BEY ATH	16:00	ATH BSL
17:00	ZRH TLV NCL (2) LBA HER GLA EDI BFS ATH	17:00	BFS EDI
18:00	TLV SOF SKG RHO NCL LTN HFA ATH	18:00	AMM ATH (2)
19:00	JHR HFA FRA DOH DME CAI BRU BHX ATH (2) AMM	19:00	AMM ATH
20:00	STR SKG (2) LGW IEV (2) HER DME BSL ARN AMS	20:00	AMS (2) ARN
21:00	TW GLA EMA DME CGN BUD BRS BHX (3) ATH AMS	21:00	ATH BHX (3)
22:00	LGW KIV IEV IAS GLA (2) EDI CPH BRS BHX BEY	22:00	AMM BEY
23:00	LGW LBA KBP GOT EXT CWL CDG BHX ATH AMM	23:00	AMM BHX
00:00	MMX KLR GOT ATH ARN	00:00	

LCA → BEG

Click to enable zoom

Flights for LCA → BEG (1583km)

Flight Number: W6-4262

Days	Time	OP Airline	MK Airlines	Duration	Equipment	Capacity
M T W T F S S	10:35	W6	W6	02h45	AIRBUS A320neo	189

Schedule a New Route and Perform its detailed Evaluation!

NEW SIMULATION

1 Clusters 2 Routes 3 Market 4 Schedule 5 QSI 6 Revenue 7 Costs 8 P&L

EXTEND CLUSTERS

Origin Cluster

Degree of Similarity Low High

Destination Cluster

Degree of Similarity Low



Click to enable zoom

ALG BGY BLQ CIA GVA IBZ LYS
MDC NCE STD TIUN VCE

Click to enable zoom

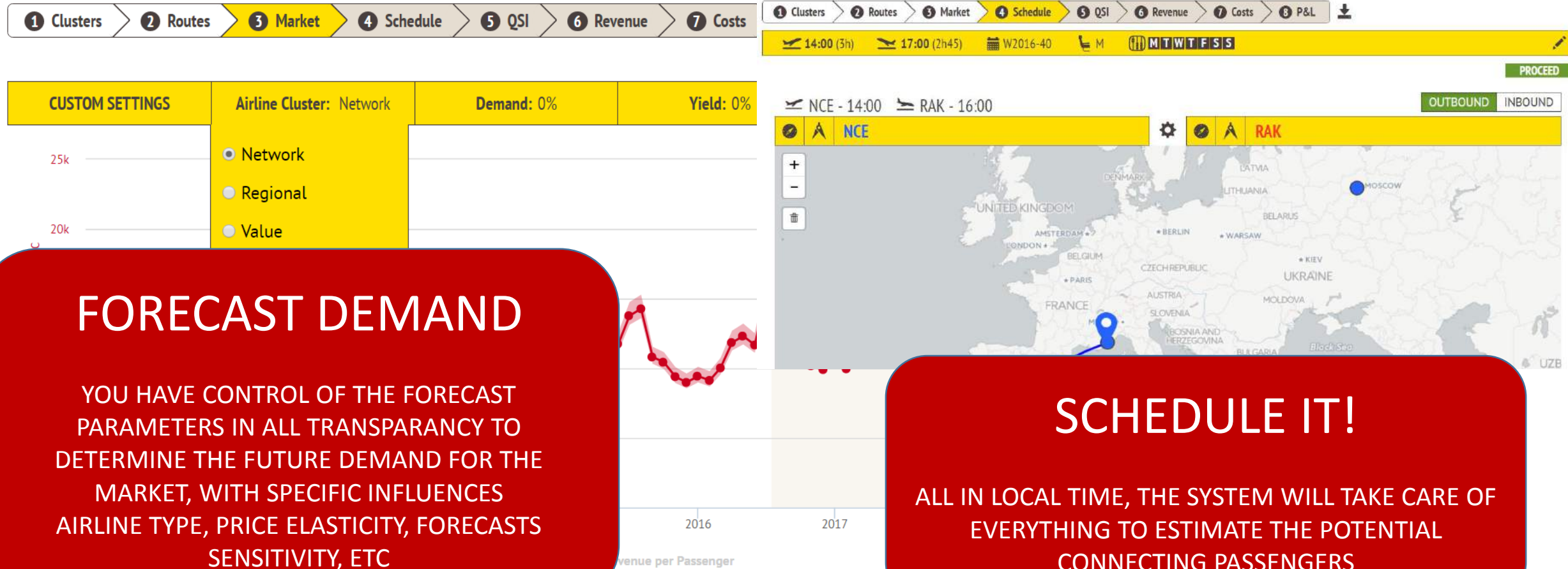
ACE FUE RAK SVQ TFN VLC +

SIMILAR MARKET

NEW MARKET MEANS LITTLE IF ANY HISTORICAL DATA. OUR MULTICRITERIA ANALYSIS RECOMMENDS POTENTIAL AIRPORTS AND MARKETS TO ESTIMATE THE DEMAND STIMULATION FACTOR, SEASONALITY PATTERN, YIELD IMPACT ON THE ROUTE, ETC

Schedule a New Route and Perform its detailed Evaluation!

NEW SIMULATION



Schedule a New Route and Perform its detailed Evaluation!

NEW SIMULATION



AVERAGE MONTHLY METRICS

TRAFFIC 12,473	OP. PAX. REVENUE 678,549	AIRLINE CLUSTER NETWORK
--------------------------	------------------------------------	-----------------------------------

PARAMETERS

Name	Rate	Unit	Avg. Monthly Revenue	Mode
Reservation, Baggage, Misc Fees	4%	percentage of op. pax revenue	27,142	% ABS
Ancillary Revenue	4%	percentage of op. pax revenue	27,142	% ABS
Cargo Revenue				
Other Revenue				

MONTHLY COSTS (EUR)

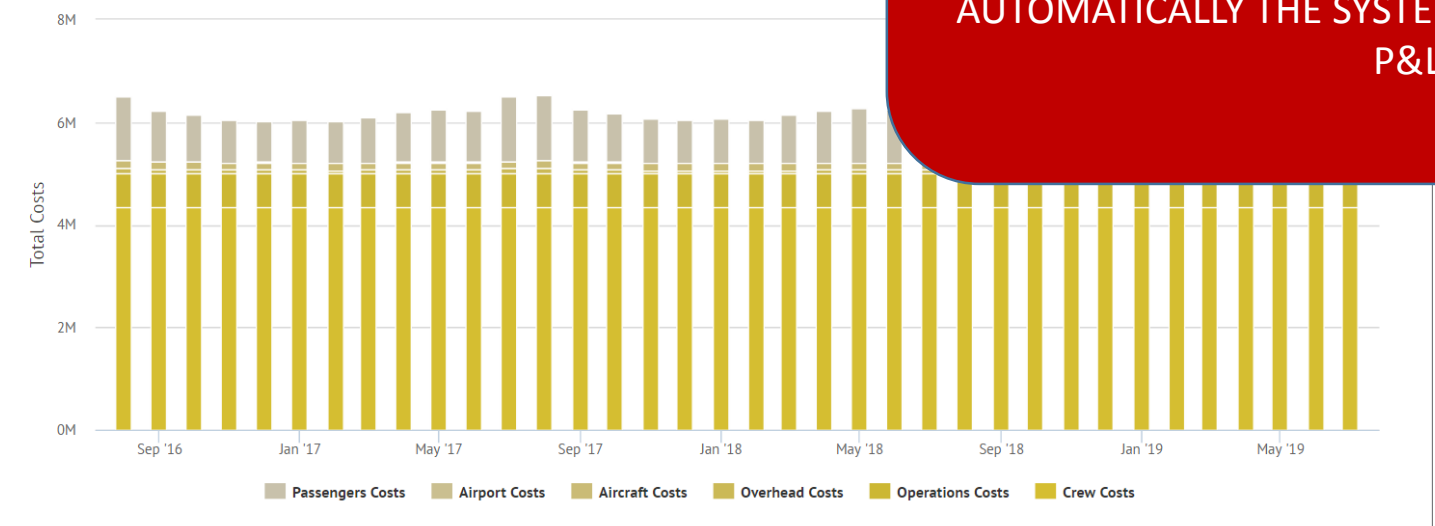
AVERAGE	PASSENGERS	AIRPORT	AIRCRAFT	OVERHEAD	OPERATIONS
	998,751	5,997	141,178	69,092	651,972

DETAILS

MONTHLY REVENUES (EUR)

AVERAGE	OP. PASSENGER	EXTRA PASSENGER
	678,549	54,284

DETAILS



SET UP YOUR QSI

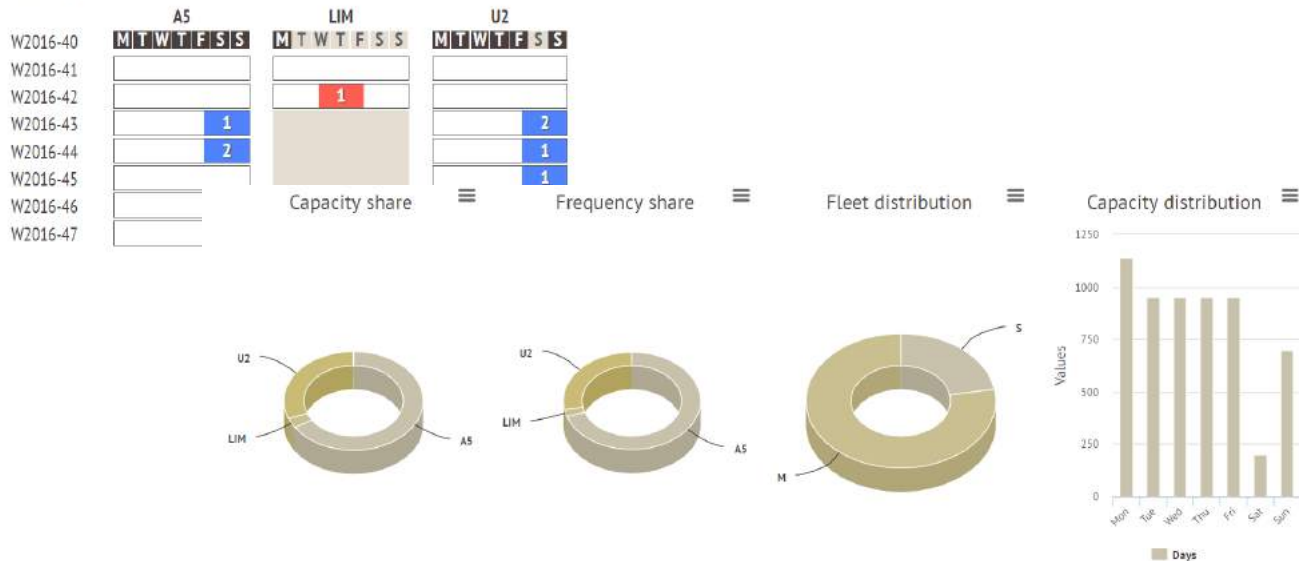
USE OUR PROPRIETARY QUALITY OF SERVICE INDEX MODEL TO COMPUTE THE MARKET SHARE OF THE OPERATOR AND AUTOMATICALLY THE SYSTEM COMPUTE REVENUE, COST, AND P&L FOR YOU!

Get an Easy Access to Any Schedule and its Evolution over Time


METRICS

A5		LIM		U2	
Capacity	+2%	Capacity	CCX	Capacity	0%
Frequency	-3%	Frequency	CCX	Frequency	0%
Avg. Capacity	+6%	Avg. Capacity	CCX	Avg. Capacity	0%

TIMELINE



Origin	Destination	Airline	Days of Operation	Distance	Capacity	Frequency	Capa/Freq			
LVS	TLS	A5	MTWTFSS	375	3850	30	128			
Flight Number	Operating	Codeshares	Days of Operation	Departure Time	Arrival Time	Duration	Equipment	Capacity	Frequency	Capa/Freq
AS-4111	A5	AF-4282	MTWTFSS	07:00	08:00	01:00	BOMBARDIER CRJ1000ER	500	5	100
AS-4111	A5	AF-4282	MTWTFSS	07:30	08:30	01:00	BOMBARDIER CRJ1000ER	100	1	100
AS-4212	AF	AF-7038	MTWTFSS	08:45	09:45	01:00	AIRBUS A319-100	750	5	150
AS-4111	A5	AF-4282	MTWTFSS	10:00	11:00	01:00	BOMBARDIER CRJ1000ER	100	1	100




ENJOY!

BENEFIT FROM OUR AGREEMENT WITH OAG FOR ACCURATE SCHEDULE INFORMATION



Milanamos and Airsource Partners have many other cool features to support your development



Be ahead of the crowd. Call us!

To Contact us:

Ask Milanamos' customers
you can ask them as well why they choose PlanetOptim

Or email Airsource Partners at
c.gossel@airsource-partners.com

Or visit our Airsource Partners' online Marketplace at
www.airsource-partners.com